



EBL FIRST MUTUAL FUND
Statement of Financial Position (Un-Audited)
As at December 31, 2018


	Amount in Taka	
	31-Dec-18	30-Jun-18
ASSETS		
Investment-at Fair Value	1,491,209,552	1,486,372,009
Dividend Receivable	10,625,675	5,036,740
Interest Receivable	18,434,197	11,614,886
Advance, Deposit & Prepayments	4,301,289	4,190,964
Other Receivable	11,151,238	98,805
Cash & Cash Equivalents	101,048,833	119,307,073
Preliminary & Issue Expenses	2,111,061	3,799,910
	1,638,881,846	1,630,420,387
LIABILITIES		
Accounts Payable	83,241,145	81,549,511
	83,241,145	81,549,511
NET ASSETS	1,555,640,701	1,548,870,876
OWNERS' EQUITY		
Capital Fund	1,447,542,220	1,353,850,170
Unit Premium	66,905,434	52,289,471
Unrealised Gain	-	-
Retained Earnings	41,193,047	142,731,235
	1,555,640,701	1,548,870,876
Net Assets Value (NAV)		
At Cost	1,555,030,009	1,552,905,857
At Market (Adjusted)	1,555,640,701	1,548,870,876
Net Assets Value (NAV) per unit		
At Cost	10.74	11.47
At Market (Adjusted)	10.75	11.44

On behalf of EBL First Mutual Fund:


Chairman, Trustee
Investment Corporation of Bangladesh


Member, Trustee
Investment Corporation of Bangladesh


CEO & Managing Director
Bangladesh RACE Management, PCL


Head of Fund Accounts
Asset Manager
Bangladesh RACE Management, PCL


Chief Compliance Officer
Bangladesh RACE Management, PCL

Dhaka
Date: January 30, 2019



EBL FIRST MUTUAL FUND

Statement of Profit or Loss & other Comprehensive Income (Un-Audited)

For the period from July 01, 2018 to December 31, 2018

	Amount in Taka			
	July 01, 2018 to Dec.31, 2018	July 01, 2017 to Dec.31, 2017	October 01, 2018 to Dec. 31, 2018	October 01, 2017 to Dec. 31, 2017
<u>INCOME</u>				
Interest Income	15,148,230	7,739,357	8,145,356	4,363,828
Net Income on sale of securities	14,160,756	79,194,103	9,459,911	78,625,285
Dividend Income	15,980,324	18,544,981	8,887,252	11,265,320
	45,289,310	105,478,441	26,492,519	94,254,433
<u>EXPENSES</u>				
Management Fees	9,759,693	9,979,595	4,879,129	5,068,697
Amortization of Preliminary & Issue Exp.	1,688,849	1,688,850	844,425	844,424
Annual Listing Fees	1,744,792	1,733,453	1,120,943	604,616
Trustee Fees	499,964	500,000	249,964	250,000
Custodian Fees	628,185	751,516	371,291	383,418
CDBL Charges	113,619	162,402	35,739	76,463
Bank Charges	89,400	105,743	88,015	105,455
Other Expenses	332,468	218,791	187,817	139,081
	14,856,970	15,140,349	7,777,323	7,472,154
Profit for the period	30,432,339	90,338,092	18,715,197	86,782,279
(Provision) or write back against investment	3,414,488	-	8,206,740	-
Net profit for the period	33,846,828	90,338,092	26,921,937	86,782,279
Earnings Per Unit (EPU)	0.23	0.62	0.19	0.60

On behalf of EBL First Mutual Fund:



Chairman, Trustee
Investment Corporation of Bangladesh



CEO & Managing Director
Bangladesh RACE Management, PCL



Member, Trustee
Investment Corporation of Bangladesh



Head of Fund Accounts
Asset Manager
Bangladesh RACE Management, PCL



Chief Compliance Officer
Bangladesh RACE Management, PCL



Dhaka

Date: January 30, 2019

EBL FIRST MUTUAL FUND
Statement of Changes in Equity (Un-Audited)
For the period ended December 31,2018

Amount in Taka

Particulars	Capital fund	Unit premium	Unrealised gain	Retained earnings	Total equity
Balance at June 30, 2018	1,353,850,170	52,289,471	-	142,731,235	1,548,870,876
Net profit for the year	-	-	-	33,846,827	33,846,827
Dividend for 2018 (RIU)	93,692,050	14,615,963	-	(108,308,013)	-
Dividend for 2018 (Cash)	-	-	-	(27,077,003)	(27,077,003)
Unrealized gain	-	-	-	-	-
Balance at December 31, 2018	1,447,542,220	66,905,434	-	41,193,047	1,555,640,701

Statement of Changes in Equity (Un-Audited)
For the period ended December 31,2017

Particulars	Capital fund	Unit premium	Unrealized gain	Retained earnings	Total equity
Balance at June 30, 2017	1,253,639,210	27,136,510	59,322,155	152,964,008	1,493,061,883
Net profit for the year	-	-	-	90,338,091	90,338,091
Dividend for 2017 (RIU)	100,210,960	25,152,961	-	(125,363,921)	-
Dividend for 2017 (Cash)	-	-	-	(25,072,784)	(25,072,784)
Unrealized gain	-	-	88,954,322	-	88,954,322
Balance at December 31, 2017	1,353,850,170	52,289,471	148,276,477	92,865,394	1,647,281,512

On behalf of EBL First Mutual Fund:


Chairman, Trustee

Investment Corporation of Bangladesh


Member, Trustee

Investment Corporation of Bangladesh




CEO & Managing Director

Bangladesh RACE Management, PCL


Head of Fund Accounts
Asset Manager

Bangladesh RACE Management, PCL


Chief Compliance Officer

Bangladesh RACE Management, PCL

Dhaka
Date: January 30, 2019

EBL FIRST MUTUAL FUND

Statement of Cash Flows (Un-Audited)

For the period from July 01, 2018 to December 31, 2018

Particular	Amount in Taka	
	July 01, 2018 to Dec. 31, 2018	July 01, 2017 to Dec. 31, 2017
Cash flows from operating activities:		
Interest Income	8,328,919	8,161,895
Income from dividend	10,391,389	22,280,381
Net Income on sale of securities	14,160,756	79,194,103
Operating expenses	(13,260,801)	(12,079,287)
Net cash flow from operating activities (A)	19,620,263	97,557,092
Cash flows from investing activities:		
Net Investment in securities	(12,475,488)	(36,535,151)
Net cash used in investing activities (B)	(12,475,488)	(36,535,151)
Cash flows from financing activities:		
Dividend paid	(25,403,015)	(18,052,672)
Net cash from financing activities (C)	(25,403,015)	(18,052,672)
Net increase/(decrease) (D = A+B+C)	(18,258,240)	42,969,268
Opening cash and cash equivalents (E)	119,307,073	128,243,581
Closing cash and cash equivalents (F = D+E)	101,048,833	171,212,850
Net Operating Cash Flow Per Unit (NOCFPU)	0.14	0.67

On behalf of EBL First Mutual Fund:



Chairman, Trustee

Investment Corporation of Bangladesh



CEO & Managing Director

Bangladesh RACE Management, PCL



Member Trustee


Investment Corporation of Bangladesh



Head of Fund Accounts

Asset Manager

Bangladesh RACE Management, PCL

Chief Compliance Officer

Bangladesh RACE Management, PCL

Dhaka

Date: January 30, 2019