


EBL FIRST MUTUAL FUND
Statement of Financial Position (Un-Audited)
As at December 31, 2016

	Amount in Taka	
	31-Dec-16	30-Jun-16
ASSETS		
Investment-at Fair Value	1,257,501,931	1,161,997,233
Dividend Receivable	2,833,216	941,328
Interest Receivable	2,475,050	3,535,399
Advance, Deposit & Prepayments	28,677,344	3,849,987
Other Receivable	24,078,305	41,499,625
Cash & Cash Equivalents	106,001,881	139,924,053
Preliminary & Issue Expenses	8,811,388	10,500,239
	1,430,379,116	1,362,247,864
LIABILITIES		
Accounts Payable	76,484,918	76,688,012
	76,484,918	76,688,012
	1,353,894,197	1,285,559,852
NET ASSETS		
OWNERS' EQUITY		
Capital Fund	1,253,639,210	1,159,616,270
Unit Premium	27,136,510	16,793,986
Unrealised Gain	22,233,007	-
Retained Earnings	50,885,470	109,149,596
	1,353,894,197	1,285,559,852
Net Assets Value (NAV)		
At Market (Fair Value)	1,353,894,197	1,285,559,852
At Cost	1,331,661,190	1,328,399,095
Net Assets Value (NAV) per unit		
At Market (Fair Value)	10.80	11.09
At Cost	10.62	11.46

On behalf of EBL First Mutual Fund:



Chairman, Trustee
Investment Corporation of Bangladesh




Member, Trustee
Investment Corporation of Bangladesh

Dhaka

Date: January 29, 2017



CEO & Managing Director
Bangladesh RACE Management, PCL



Chief of Operations
Bangladesh RACE Management, PCL



Chief Compliance Officer
Bangladesh RACE Management, PCL

EBL FIRST MUTUAL FUND

Statement of Profit or Loss & other Comprehensive Income (Un-Audited)
For the period from July 01, 2016 to December 31, 2016

Amount in Taka			
July 01, 2016 to Dec.31, 2016	July 01, 2015 to Dec.31, 2015	October 01, 2016 to Dec. 31, 2016	October 01, 2015 to Dec. 31, 2015

9,735,597	14,624,874	4,755,657	7,237,075
(7,049,251)	3,121,548	5,975,825	1,113,026
14,037,575	13,474,367	5,917,095	5,094,267
-	18,870	-	-
16,723,920	31,239,658	16,648,576	13,444,368

8,570,402	8,155,163	4,305,153	4,069,314
1,688,851	1,688,850	844,425	844,425
1,698,673	1,029,563	602,817	266,464
500,000	500,000	250,000	250,000
573,974	552,974	289,758	282,731
129,375	112,019	65,502	58,501
47,288	63,166	47,108	62,525
253,261	251,110	187,780	207,066
13,461,825	12,352,847	6,592,545	6,041,027
3,262,095	18,886,811	10,056,032	7,403,341
42,839,243	28,838,180	18,300,283	(20,098,512)
46,101,339	47,724,991	28,356,315	(12,695,171)

Profit for the period	0.37	0.23	(0.10)
Market risk reserve (Provision)/Write back			
Net Profit for the period			
Earnings per unit (EPU)			

On behalf of EBL First Mutual Fund:




Chairman, Trustee
Investment Corporation of Bangladesh



Member, Trustee
Investment Corporation of Bangladesh

HR

CEO & Managing Director
Bangladesh RACE Management, PCL



Chief of Operations
Bangladesh RACE Management, PCL



Chief Compliance Officer
Bangladesh RACE Management, PCL

Dhaka

Date: January 29, 2017



EBL FIRST MUTUAL FUND

Statement of Changes in Equity (Un-Audited)
For the period ended December 31, 2016


Particulars	Capital fund	Unit premium	Unrealised gain	Retained earnings	Total equity
Balance at June 30, 2016	1,159,616,270	16,793,986	-	109,149,596	1,285,559,852
Net profit for the year	-	-	-	46,101,338	46,101,338
Dividend (Re-investment)	94,022,940	10,342,524	-	(104,365,464)	-
Unrealized gain	-	-	22,233,007	-	22,233,007
Balance at December 31, 2016	1,253,639,210	27,136,510	22,233,007	50,885,470	1,353,894,197

On behalf of EBL First Mutual Fund:



Chairman, Trustee

Investment Corporation of Bangladesh



Member, Trustee

Investment Corporation of Bangladesh


CEO & Managing Director

Bangladesh RACE Management, PCL



Chief of Operations

Bangladesh RACE Management, PCL




Chief Compliance Officer

Bangladesh RACE Management, PCL

Date: January 29, 2017

Dhaka



EBL FIRST MUTUAL FUND

Statement of Cash Flows (Un-Audited)

For the period from July 01, 2016 to December 31, 2016

Particular	July 01, 2016 to Dec. 31, 2016	July 01, 2015 to Dec. 31, 2015
------------	--------------------------------	--------------------------------

Cash flows from operating activities:		
Interest Income	10,795,946	14,534,169
Income from dividend	12,145,686	14,146,952
Net Income on sale of securities	(7,049,251)	3,121,548
Other income	-	18,870
Operating expenses	(36,803,425)	(9,667,280)
Net cash flow from operating activities (A)	(20,911,044)	22,154,259
Cash flows from investing activities:		
Net Investment in securities	(13,011,128)	(38,831,681)
Net cash used in investing activities (B)	(13,011,128)	(38,831,681)
Cash flows from financing activities:		
Capital contribution	-	-
Net cash from financing activities (C)	-	-
Net increase/(decrease) (D = A+B+C)	(33,922,172)	(16,677,422)
Opening cash and cash equivalents (E)	139,924,053	173,155,885
Closing cash and cash equivalents (F = D+E)	106,001,881	156,478,462
Net Operating Cash Flow Per Unit (NOCFPU)	(0.17)	0.18

On behalf of EBL First Mutual Fund:

Chairman, Trustee



Investment Corporation of Bangladesh

Member, Trustee




Investment Corporation of Bangladesh

CEO & Managing Director




Bangladesh RACE Management, PCL

Chief of Operations



Bangladesh RACE Management, PCL

Chief Compliance Officer



Bangladesh RACE Management, PCL

Dhaka

Date: January 29, 2017

